










- |   |   |  |                |
|---|---|--|----------------|
| ① M5x35  | ④ M6x10  | ⑦ 6.3x16     | <b>650FAST</b> |
| ② M5x55  | ⑤ M6x16  | ⑧ 650-40-01  |                |
| ③ M6x8   | ⑥ M6     | ⑨ 650-40-02  |                |



fig. 1

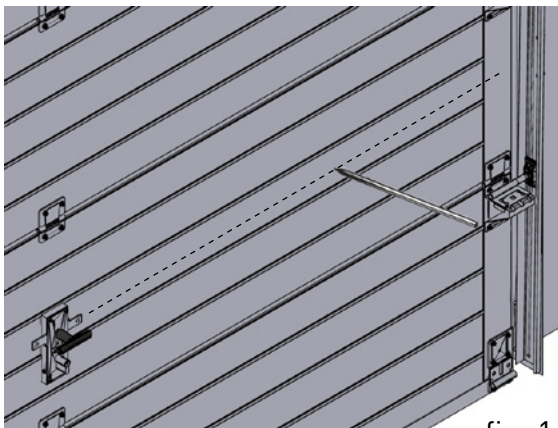


fig. 1.a

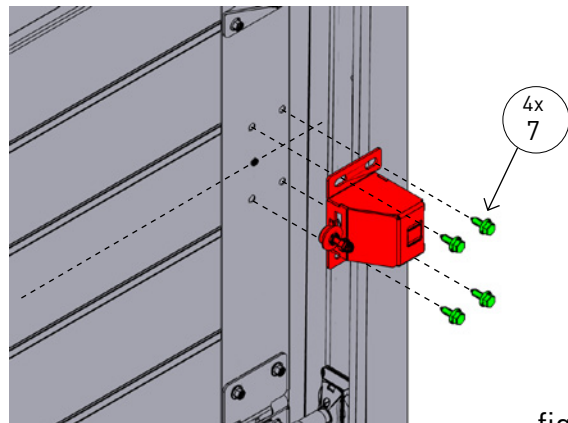


fig. 1.b

